

DARLAND, DENNIS J.

ID: [REDACTED]

23-JUL-2006 14:59:13 TRINITY MEDICAL CENTER-WTCERS ROUTINE RECORD

54 yr
Male Caucasian
76in 187lb
Room:ER
Loc:55

Vent. rate 104 BPM
PR interval 132 ms
QRS duration 84 ms
QT/QTc 384/504 ms
P-R-T axes 35 35 43

Sinus tachycardia
ST abnormality, possible digitalis effect
Abnormal ECG
When compared with ECG of 20-JUL-2006 14:48,
QT has lengthened

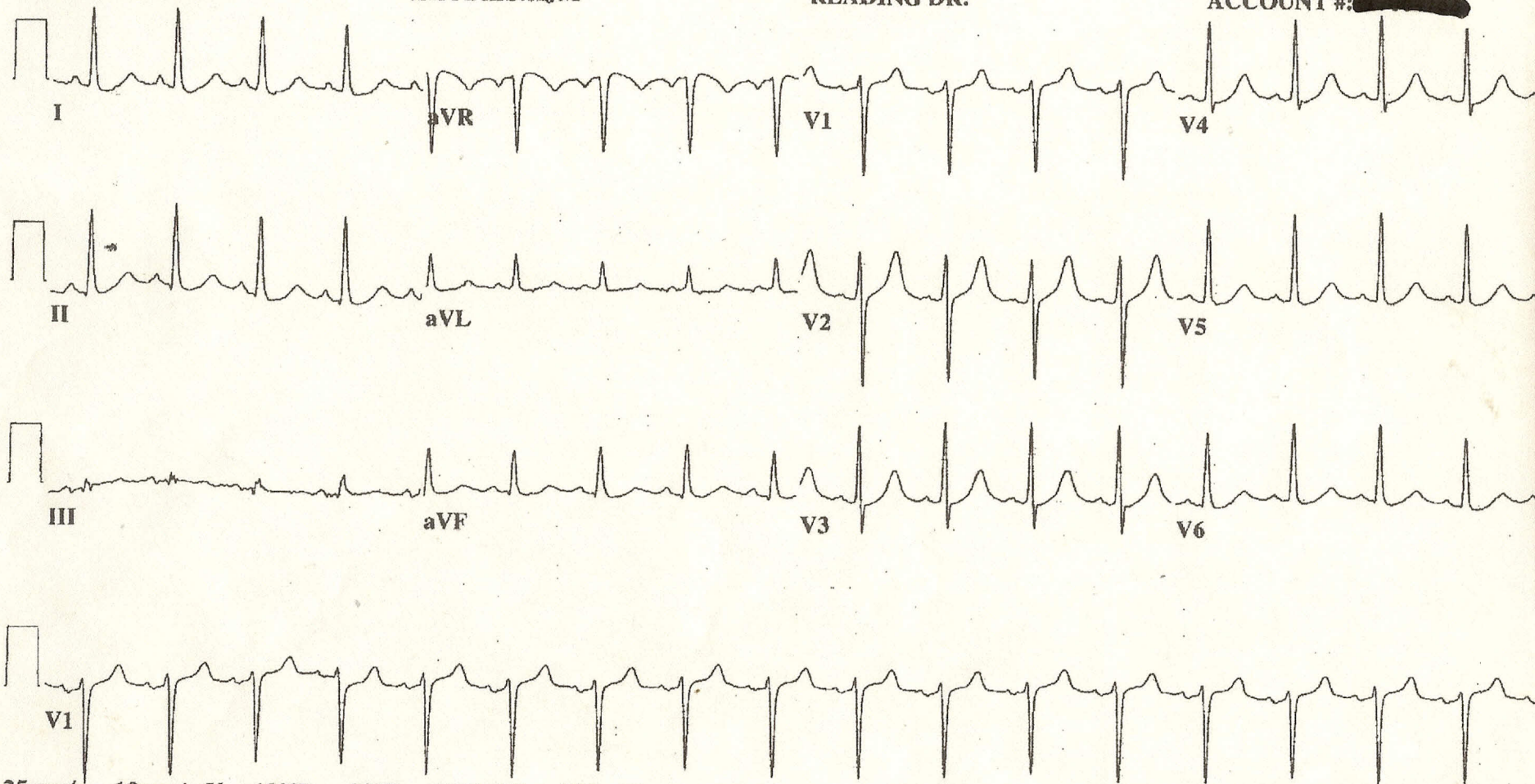
Technician:WEST TRAUMA CENTER

DIAGNOSIS:SOB

INITIALS:KJM

Referred by: MILAN DURCO
READING DR:

Confirmed By: MILAN DURCO
ACCOUNT #: [REDACTED]



25mm/s 10mm/mV 100Hz 005D 12SL 250 CID: 5

EID: [REDACTED] EDT: 07:45 24-JUL-2006 ORDER:

DARLAND, DENNIS J.

ID: [REDACTED]

23-JUL-2006 17:12:19 TRINITY MEDICAL CENTER-WTCERS ROUTINE RECORD

54 yr
Male Caucasian
76in 187lb
Room:ER
Loc:55

Vent. rate 83 BPM
PR interval 152 ms
QRS duration 78 ms
QT/QTc 424/498 ms
P-R-T axes 108 49 33

Normal sinus rhythm
Prolonged QT
Abnormal ECG
When compared with ECG of 23-JUL-2006 14:59,
Heart rate down 21 bpm

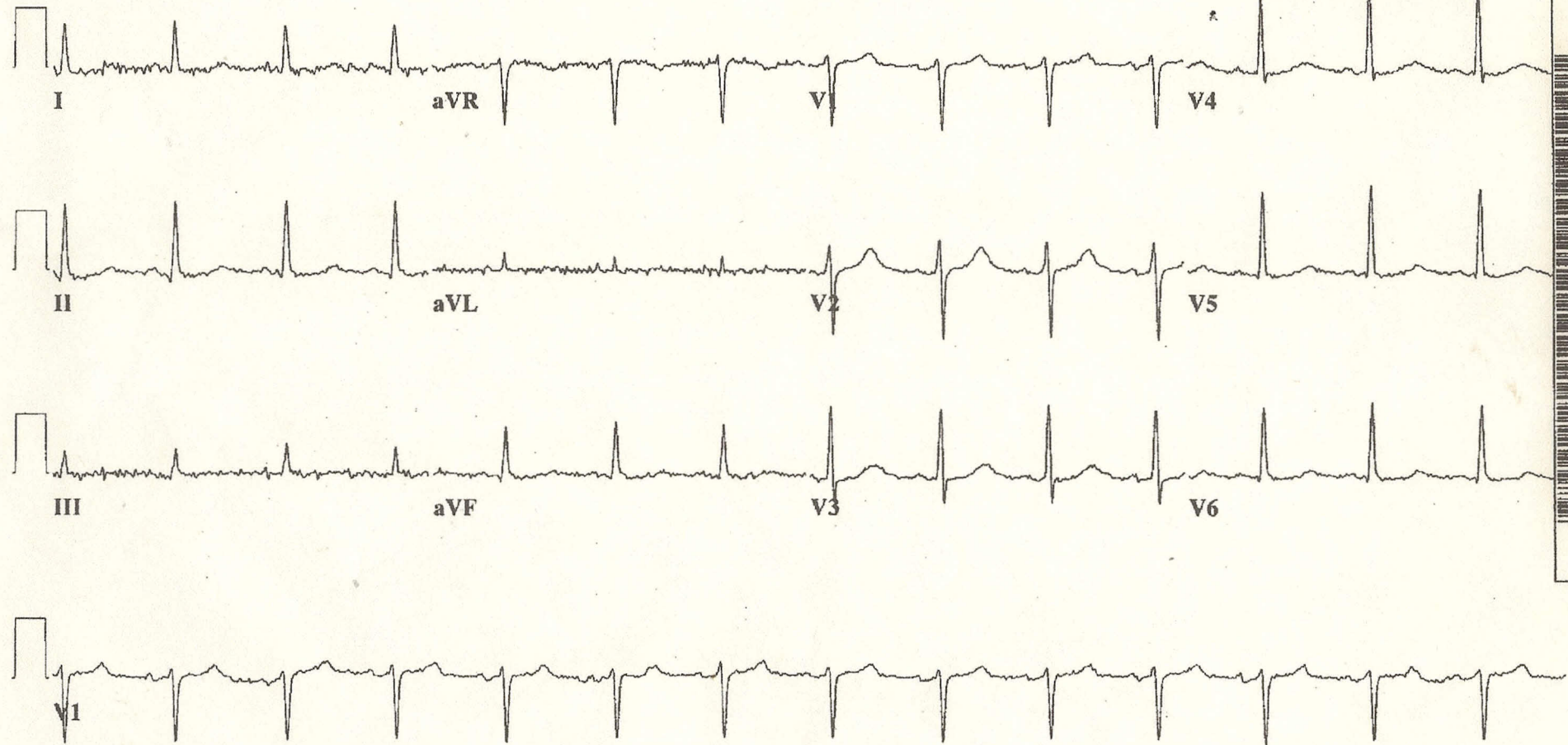
Technician:WEST TRAUMA CENTER

DIAGNOSIS:SOB

INITIALS:RG

Referred by: MILAN DURCO
READING DR:

Confirmed By: MILAN DURCO
ACCOUNT #: [REDACTED]



25mm/s 10mm/mV 100Hz 005D 12SL 250 CID: 5

EID: [REDACTED] EDT: 07:44 24-JUL-2006 ORDER:

DARLAND, DENNIS J.

ID: [REDACTED]

24-JUL-2006 06:40:27 TRINITY MEDICAL CENTER-SICU ROUTINE RECORD

54 yr
Male Caucasian
76in 187lb
Room:118
Loc:2

Vent. rate 70 BPM
PR interval 146 ms
QRS duration 78 ms
QT/QTc 410/442 ms
P-R-T axes 99 55 64

Normal sinus rhythm
Nonspecific T wave abnormality
Abnormal ECG
When compared with ECG of 23-JUL-2006 17:12,
QT has shortened

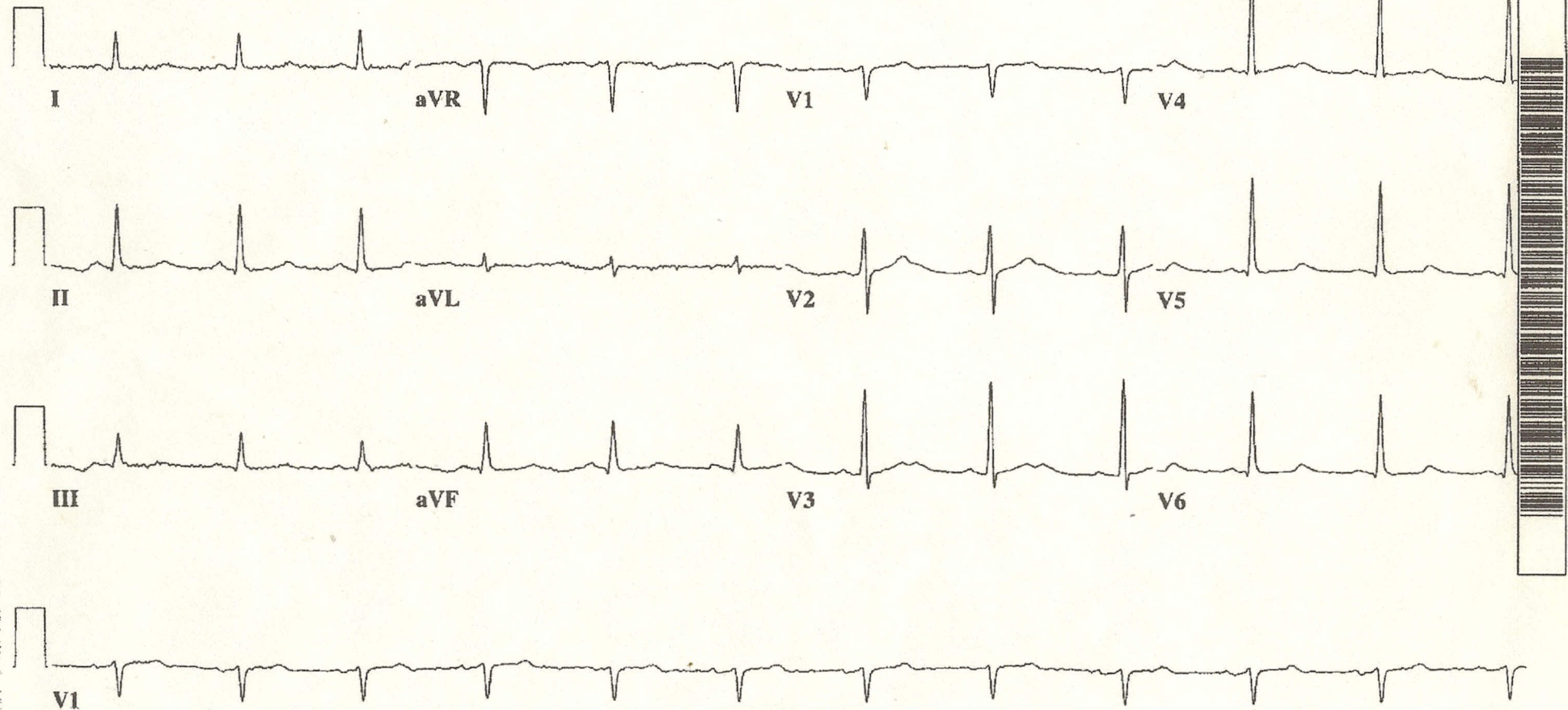
Technician:CHRISTY CRUZ

Diagnosis:PROLONGED QT

Initials:CC

Referred by: MILAN DURCO
ADM#: [REDACTED]

Confirmed By: FARAZ MANAZIR
reading dr:REDDY,S



25mm/s 10mm/mV 40Hz 005D 12SL 250 CID: 6

EID: [REDACTED] EDT: 11:05 25-JUL-2006 ORDER: